

RootSpace

Pavement support system.



The GreenBlue Urban RootSpace Pavement Support System is an engineered load-bearing soil cell with over 95% open void space for maximum rooting volume as well as the ability to accommodate services.

Overview

RootSpace G2 is manufactured in the UK from 100% recycled material, designed to be economic freight and is the culmination of more than 27 years experience in helping establish trees in complex urban environments. The new generation of RootSpace is launched with a 400mm high option to suit a greater spread of situations.

Features

Open lattice leg provides unlimited access for all the roots to 100% of the void space
100% recycled material; alternative 'RootSpace Ocean' marine waste version available
Unique aeration deck lid providing aeration to the entire system
Lateral interlocking grid layout and side infill panels providing leading lateral strength characteristics
Range of depth options available from 475mm upwards in 200mm increments
BBA approved
Environmental Product Declaration pending

Benefits

Optimum conditions for soil biology maximising root growth & tree health
Very fast, simple and easy to assemble reducing installation time & costs
Ease of assembling around complex pipes and services
Designed for easy re-excavation for maintenance of utilities
Minimum excavation depths required
Can be used close to highways due to world leading lateral structural performance
Minimum carbon footprint due to 100% UK manufacture and highly efficient transport volumes

[DOWNLOAD FULL ROOTSPACE SPECIFICATIONS AND DETAILS](#)

T: +44 (0)1580 830 800
E: enquiries@greenblueurban.com
W: greenblue.com


Product codes	Code	Height	Unit quantity	Cubic volume
	GBURS41A	400mm (1 Cell deep)	1 sqm	0.4 m ³
	GBURS61A	600mm (1 Cell deep)	1 sqm	0.6 m ³
	GBURS42A	800mm (2 Cells deep)	1 sqm	0.8 m ³
	GBURS64A	1000mm (2 Cells deep)	1 sqm	1.0 m ³
	GBURS62A	1200mm (2 Cells deep)	1 sqm	1.2 m ³

Please specify whether side panels are required or not
Add suffix '-OP' for RootSpace Ocean version made from marine waste


Standard tree pit components	Description	Use	Included FOC / Product Code
	20mm structural black Geogrid	Base stabilisation and lateral support	Included
	Twinwall geonet with 20mm black geogrid c/w white nonwoven membrane	Paving layerworks support	Included
	RootSoil 20	Premium top soil for filling RootSpace	ROOTSOIL20A
	10-20mm washed angular aggregate	Drainage base layer and perimeter backfill	GBUDRSC
	ArborVent aeration system c/w manifold	Aeration of the soil	RRARBV150B




Twinwall



Geogrid



Soil



Aggregate



ArborVent Manifold

SUDS tree pit components	Description	Use	Included FOC / Product Code
	20mm structural black Geogrid	Base stabilisation and lateral support	Included FOC
	Close weave mesh	Porous mesh for paving support and water distribution	Included FOC
	Hessian fabric membrane	Short term silt filtration at base of tree pit	GBUHESA
	ArborSoil Hydro	Premium SUDS soil for filling RootSpace	ARBORSOILHYDROA
	10-20mm washed angular aggregate	Drainage base layer and perimeter backfill	GBUDRSC
	ArborCell water storage crate	Additional water storage/attenuation volume over the rootspace construction.	GBUABC110B / GBUABC40C
	Cast iron kerb inlet	Stormwater inlet point from road kerb	GBUCIKI500A



Hessian



ArborCell



Kerb Inlet

Loading capacity*

Axle load	11.5t
Per square meter	25t
Typical classification	A15 - B125
Suitable for emergency vehicle overrun	Yes

*Subject to site specific engineering requirements